




1HZV RI ZKDW V KDSSHQLQJ DURXQG 0,00 9LHZ WKLV HPDLO LQ \RXU EURZV
)HEUXDU\



+H\ HYHU\RQH
 /RWV RI H[FLWLQJ WKLQJV 3K' VWXGHQW UHFHLYHV OF*LO
 ZD\ WKLW WHUPFKLQJ OHG6WDU \$ZDUG
 ZHHNHQHE UXDU*UDGXDWHPDVPLQ &KVDSXEO LFDWLRQ HQWL
 6WXGHQW 5HVHFWU *miR-122 and Ago interactions with*
 DQBOHFWILRUQH[W \HDU *the HCV genome alter the structure*
 FRXQFLO H)RQIRRUKHG *of the viral 5 terminus, VXEPLWWHG WR*
)DFHERRN *DOGH* NHHS DQ H[KRQF*LOO OHG6WDU SURJUDP
 \RXU 0,*6\$ H\$DLOTXHVWLRQV *EHVQ FKRVRHQRDUH**LOO
 FDQ DOZDUHEWHG OHG6WDU \$ZDUG LQ UHFRJQLWLRQ
 %HVW
 H[FHOHQW UHVHDFK VKH FDU
 WKH)DFXOW\ RI OHGLFLQH
 0,*6\$



&RQQHFW ZLWK XV
 /LNH RXU)RHEHSDU H DQG IROORZ
 XV RQLWRUUHHJXODU XSGDWHV


/DE)HDWX*UXHQKHLG /DE
%UHQGDQ &RUGHLUR

:KDW LV WKH PDLQ IRFXV RI 'U
 *UXHQKHLG V /DE"
 2XU ODE VWXGLHV KRUV SDWKRJHQ
 LQWHUDFWLRQV LQ WKH JXW :H DUH
 SDUWLFXODUO\ LQWHUHVWHG LQ
 HQWHURKHPRUUKDJLF DQG
 HQWHURSDWKRJHQLF (VFKHULFKLD FROL
 DQG LQ &LWURGDQWHXP

LQIHFWRQRQ LQ PLFH DV D PRGHO IRU
WKHVH LQLQFWRQRQV :H
VWXG\ ERWKULRQ EDWVHV DQG
YLUXOHQFH RI &LWUREDFWHU URGHQWLXP
DV ZHOO DV WKH UHVSQRVH RI WKH
JDVWURLQWV WURLQ EDWVHV :H
DUH DOVR LQWVHWHV RI WKH
JXW LQ 3DUNLQVRQ V GLVHVVH DQG
&\VWLF)LEURVLV

:KDW LV WKH PDLQ IRFXV RI \RXU
SURMHFW"
O\ SURMHFW XVHV &LWUREDFWHU
URGHQWLXPDLQDWHVWRQRV VWXG\
G\VUHJXODWLFGRQRUFLWLYDWLRQ
LQ WKH LQWHVWLQDO WUDFW RI &\VWLF
)LEURVLV PLFH

:KDW LV \RXU IDYRXULWH KREE\ RU
SDVWLPH RXWVLGH RI VFLHQFH "
, ORYH D JRRG SXE TXL] ± P\ EHVW
FDWHJRUL\ VSKZRUHQHJJHU
PRYLH TXRWHV



:DQW WR FRQWURXWVHDOQ 0LWVHFWH 6HQG LW
9LVLW WKZHYLWH IRU WKH ODWHVV XSGDWHV
9LHZ SUHYLRXV HGLWLRQV RI 0,00 1HZVOHWWHUV

7KLV HPDLO ~~ZDMPDHO~~ ~~SGR~~ HVV!!